

Default configuration and data tracking for a visitor

This document describes the default Frosmo Platform configuration and data tracking for a website visitor who enters a site as a new visitor.

- [Introduction](#)
- [Default configuration](#)
 - [Local Frosmo ID](#)
 - [Global Frosmo ID](#)
 - [Decile](#)
 - [Comparison group](#)
- [Default data tracking](#)
 - [Site traffic](#)
 - [Visitor retention](#)
 - [Visit sources](#)

Introduction

The Frosmo JavaScript library, which runs on top of a website in the visitor's browser, consists of the following components:

- The Frosmo Core library implements the core functionality and services of the Frosmo JavaScript solution. The library manages modifications and segmentation, collects usage data, and fetches modification content from the back end. The library is the same for all customers and sites.
- The Frosmo custom script contains the configurations and custom code specific to a single site. These are used to modify the content and functionality of the site. The custom script is unique to each site (or group of sites managed as a single site).

For more information about the Frosmo JavaScript library, see [Technical overview](#).

When a visitor enters a site running the Frosmo Platform, Frosmo Core loads and starts automatically tracking the visitor's activities on the site. This happens even when the site has no site-specific configurations, such as modifications or segments, or custom code defined for it.

In addition, the Frosmo Platform assigns the visitor an identifier (local Frosmo ID), decile, and possible other indicators.

For more information, see:

- [Default configuration](#)
- [Default data tracking](#)

Default configuration

The Frosmo Platform automatically sets the following indicators for a visitor:

- [Local Frosmo ID](#)
- [Global Frosmo ID](#) (if target groups are enabled for the company)
- [Decile](#)
- [Comparison group](#) (if used on the site)

Local Frosmo ID

The local Frosmo ID is an identifier that is used to identify the visitor (browser) on the Frosmo Platform in order to retrieve visitor-related data from the Frosmo back end. The ID is stored in the browser's local storage (or, if the user is on an Apple device or the site uses modifications whose content is preloaded, in a cookie) and it is unique within a site. The local Frosmo ID persists until the visitor clears their browser cache or the ID is otherwise manually removed.

Global Frosmo ID

The global Frosmo ID is a third-party cookie used to identify the visitor (browser) across different domains and websites. The cookie is set only if [target groups](#) are enabled for the company.

Decile

Every visitor entering a website running the Frosmo Platform is randomly placed in one of ten deciles. The visitor stays in the same decile until the browser cache and cookies are cleared.

You can use deciles in A/B testing: for example, you can determine that 50% (five of the ten deciles) of your target audience sees modification A, while 50% (the remaining five deciles) sees modification B, or no modification at all. This assigns a specific group of visitors to modification A and prevents group A from affecting the statistics of group B.

Deciles enable you to test your content with just a part of a segment instead of entire segments.

In the Frosmo Control Panel, you can define the target deciles for each modification.

Comparison group

In the Frosmo context, a comparison group refers to visitors who see the original content of a web page instead of modifications. The comparison group allows you to monitor modification performance as compared to your original content.

The Frosmo Platform automatically divides all visitors entering a site into two groups (a and b). If the comparison group feature is enabled for a modification, 10% of the visitors (group b) will not see the modification. Once a visitor is included in the comparison group, that visitor will not see any modifications on the site that have the feature enabled.

You enable the comparison group for a modification when creating the modification. If the comparison group is enabled, a tracking variation is automatically created for the modification. If the modification has been active (and therefore, statistics have already been created for the modification), you cannot remove the tracking variation.



If you want to use the comparison group on your site, enable it for all modifications. This ensures that the modification statistics for your site remain consistent and valid.

Default data tracking

The Frosmo Platform automatically collects the following data for a visitor:

- [Site traffic](#)
- [Visitor retention](#)
- [Visit sources](#)

In addition, visit data, such as visit dates and times, IP addresses, and page referrer information, is stored in server logs. For more information, see [Data collection and storage](#).



By default, the visit data is not combined with the visitor's local or global Frosmo ID. This means that you cannot identify a specific visitor based on the visit data.

Site traffic

To monitor the trends in site traffic, the Frosmo Platform tracks the number of daily visitors and sessions.

To view the site traffic statistics, in the Frosmo Control Panel, select **Statistics > Traffic**. You can view the following statistics as integers:

- Daily unique visitors
- Monthly unique visitors
- Daily sessions
- Monthly sessions

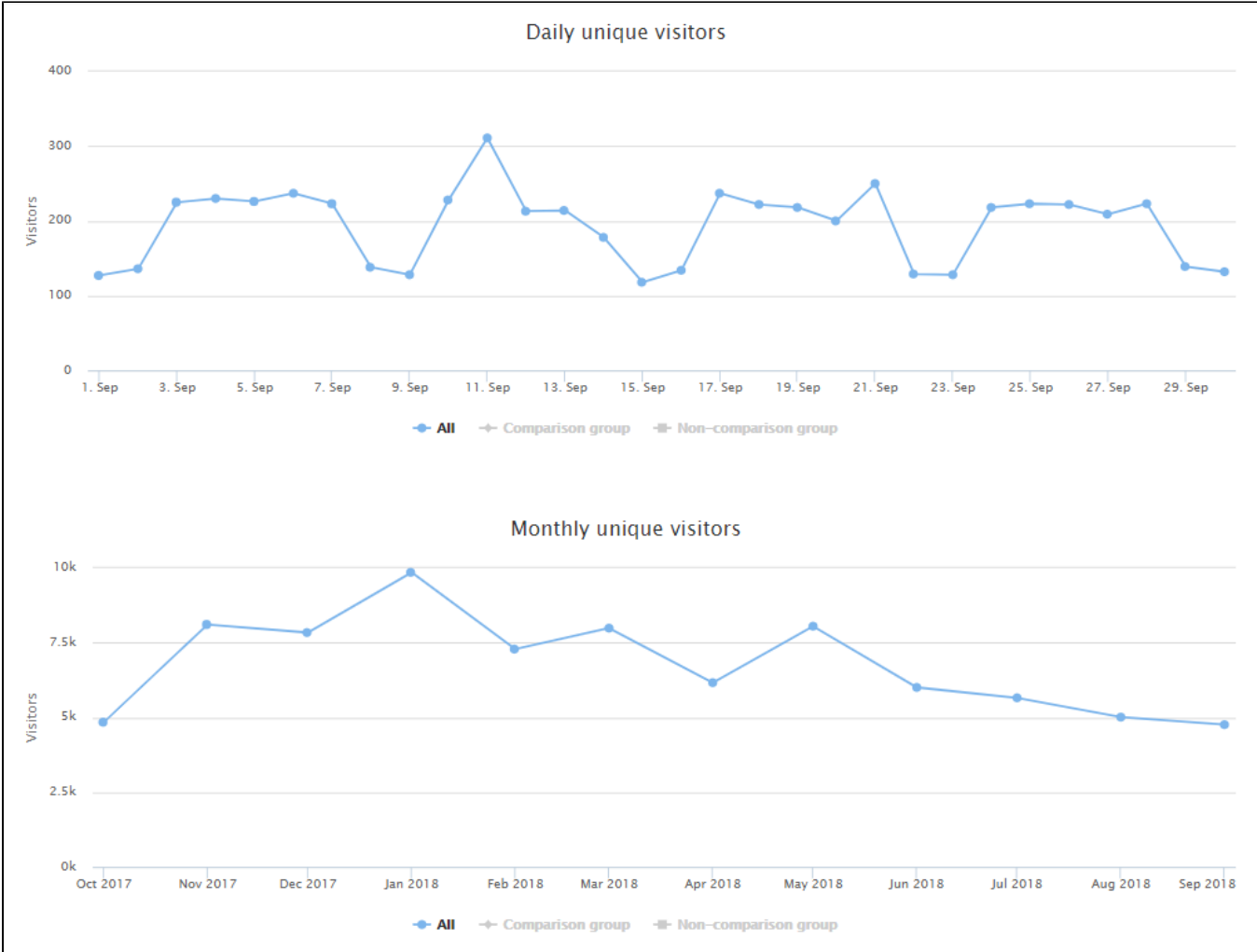


Figure: Daily and monthly unique visitors

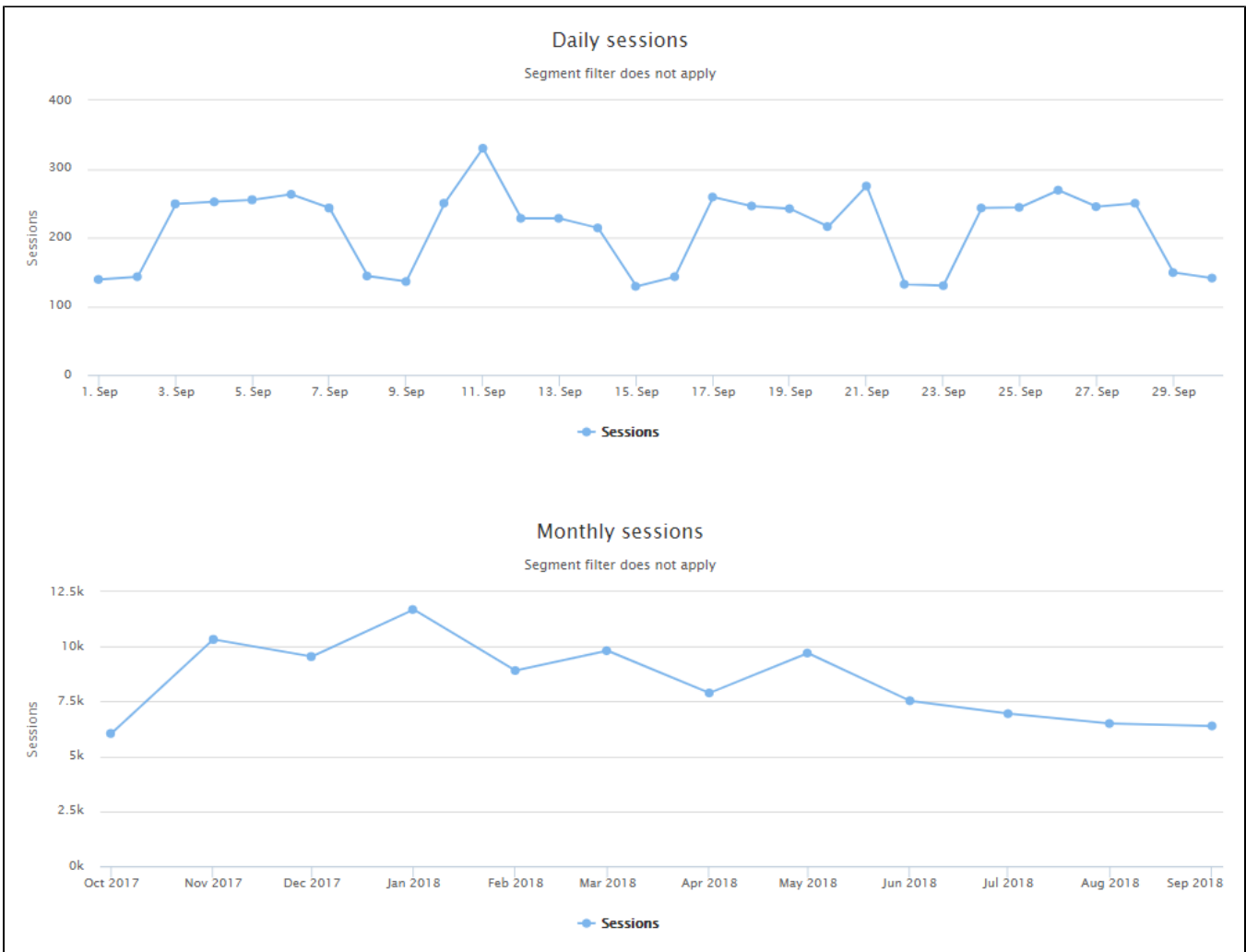


Figure: Daily and monthly sessions

Visitor retention

Retention means the number or proportion of visitors who have visited your site more than once.

To view the site retention statistics, in the Control Panel, select **Statistics > Retention**. You can view the following retention statistics:

- Returning visitors per day as a percentage of all visitors (after 1, 3, 7, and 30 days)
- Returning visitors per day as integers (after 1, 3, 7, and 30 days)
- New visitors as integers



Figure: Returning visitors per day



Figure: New visitors per day

Visit sources

Visit sources refer to the domains in which a visitor clicks a link to end up on your site. They can also enter your site by typing its URL directly in the browser's address bar.

To view the visit source statistics, in the Control Panel, select **Statistics > Sources**. You can view the following visit source statistics:

- All daily visitors by referring domain
- New visitors by referring domain

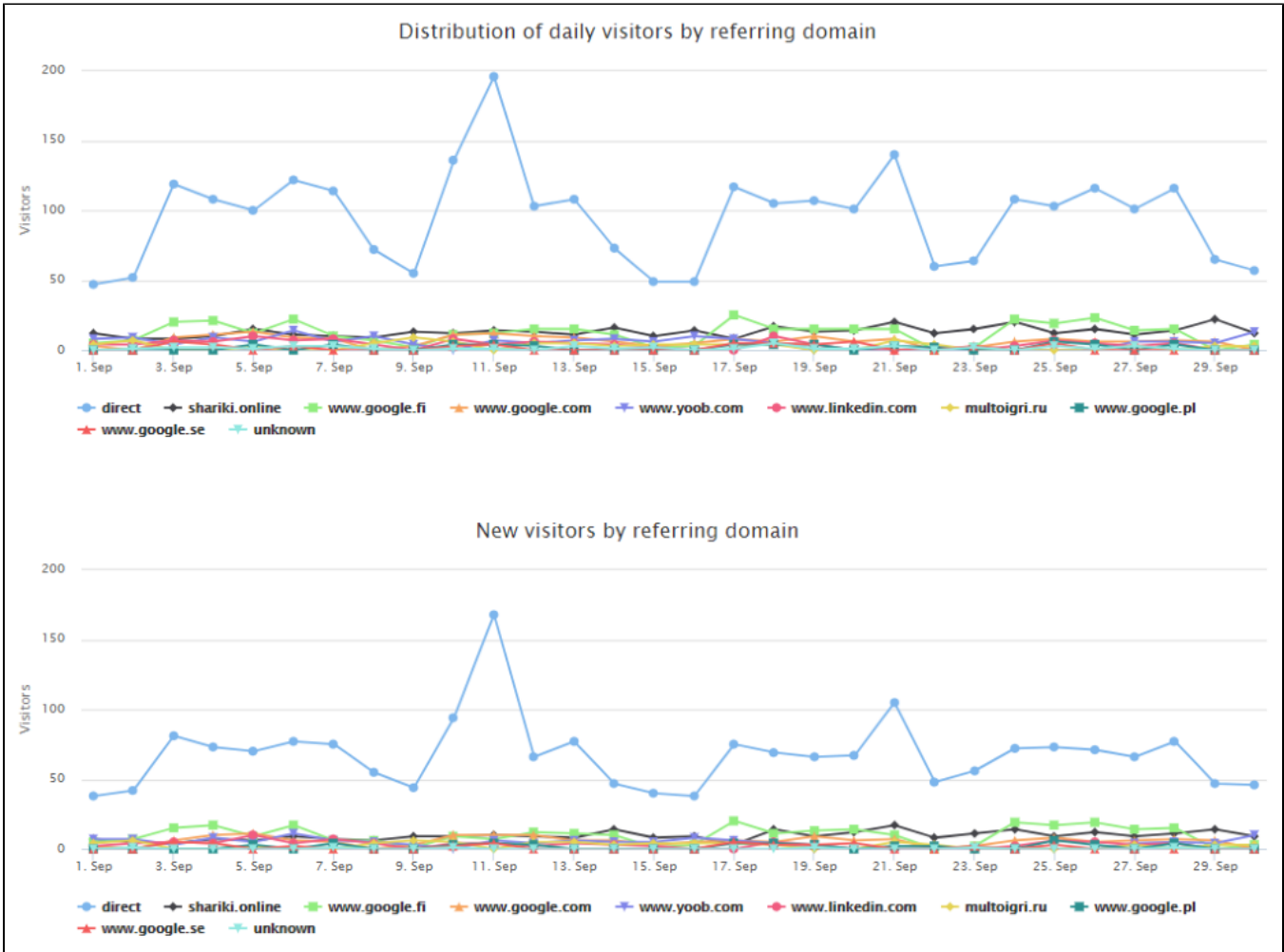


Figure: Visitors by referring domain