


# Logging in to the Frosmo Control Panel

Your login URL for the Frosmo Control Panel depends on your [Frosmo Platform instance](#). You receive the URL as well as your username and a temporary password from Frosmo.

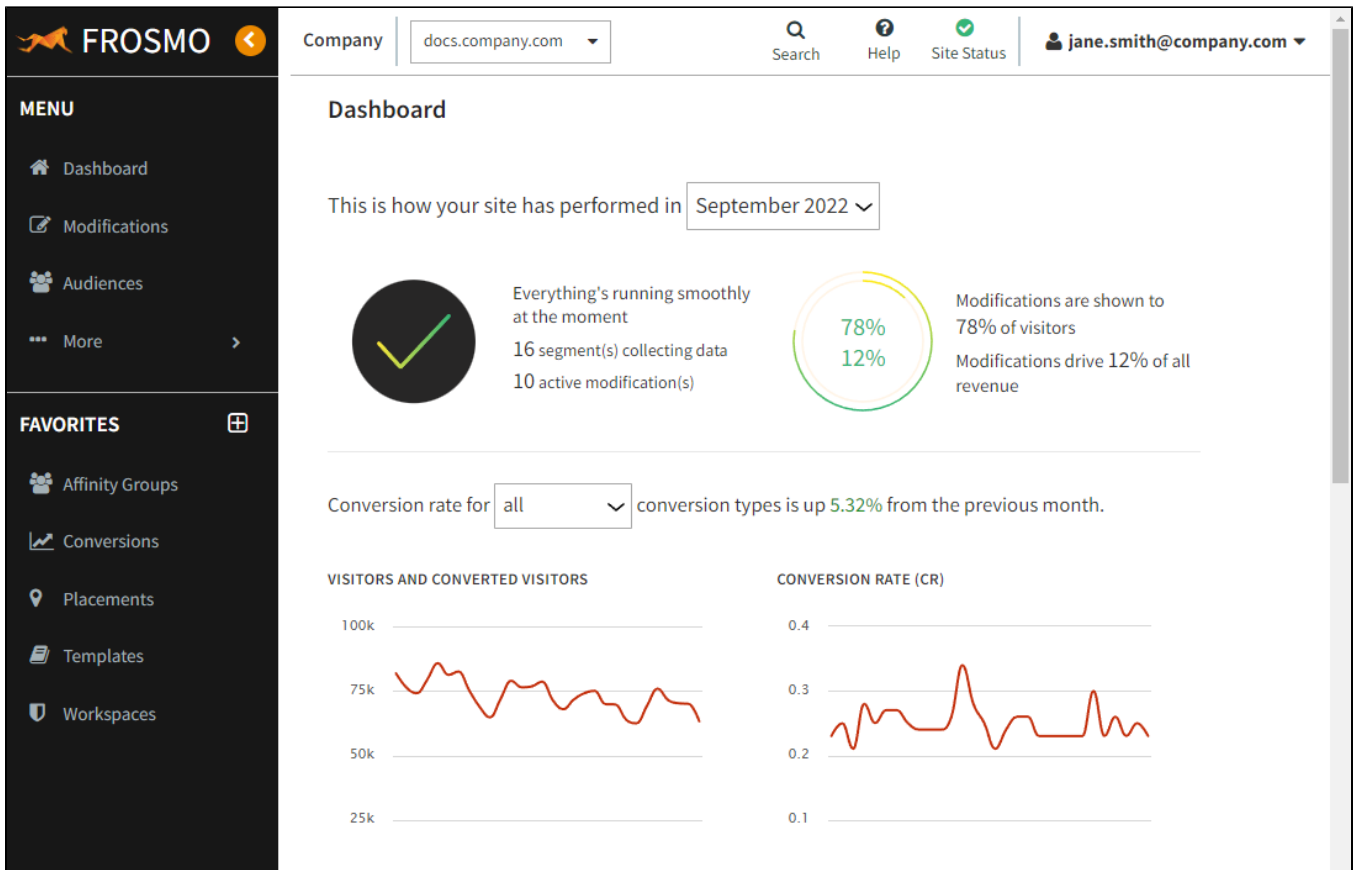
Log in to the Control Panel with the username and password.



**Figure: Frosmo Control Panel login page**

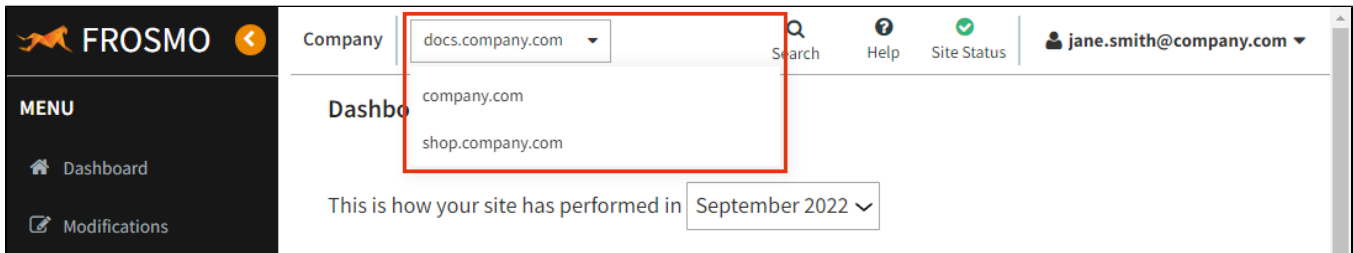
You must change your password the first time you log in. For more information about changing the password, see [Managing your user settings](#).

After you've successfully logged in, the Control Panel displays your site's dashboard.



**Figure: Site dashboard in the Frosmo Control Panel (click to enlarge)**

If you have access to multiple sites, the Control Panel automatically selects one of them. To change to another site, select the site from the site selection drop-down menu, which you can find in the header. The menu lists all sites to which you have access. You can manage and monitor only one site at a time, that is, the currently selected site.



**Figure: Changing the selected site (click to enlarge)**

For more information about the Control Panel, see [Introduction to the Frosmo Control Panel](#).